

KUBOTA TRACTOR CORPORATION
1000 Kubota Drive, Grapevine, TX 76051 Tel 888-4 KUBOTA
Visit our web site at: KubotaUSA.com



©2025 Kubota Corporation

V

KUBOTA 4WD DIESEL UTILITY VEHICLE

RTV-X SERIES

For Earth, For Life
Kubota



The new RTV-X Series features three unique workhorse diesel utility-vehicles that help power your productivity, are tough and dependable and make you reimagine what a UTV is capable of.

RTV-X CAB

This workhorse diesel-powered Utility Vehicle is the epitome of comfort. With a factory-installed fully enclosed cab, air conditioning, heating and defrost; you can rest-assured you will remain comfortable no matter the weather. Combine that with the utility-performance you expect from our X-Series lineup, and you have a machine that makes even the toughest jobs a breeze.

RTV-X

When you have a job to get done look no further than the RTV-X. Seating for two and powered by our Kubota diesel engine, this machine is driven to do more. From farms to universities, construction sites to hunting, and everywhere in between. The RTV-X helps power your productivity and won't stop until the job is complete.




RTV-X CREW

Easily transform the machine from a 1-row model with extra cargo bed space to a 2-row machine for additional passengers. Much like the other models in the X-Series lineup, the RTV-X CREW powers your productivity, is tough and dependable and makes you reimagine what a utility-vehicle is capable of.



DRIVEN TO DO MORE

TOUGH & DEPENDABLE
POWER YOUR PRODUCTIVITY
CAPABILITY RE-IMAGINED



The #1 selling diesel utility vehicle in North America* continues its legacy with the introduction of the new RTV-X Series. The new model brings with it the foundational features that have made the X-Series so popular. This includes the Kubota Diesel Engine, VHT-X transmission and hydraulic dump bed and power steering. Besides those features that customers have come to love about the X-Series, the new RTV-X Series reaches a new level of refinement for Kubota utility vehicles. New features include a redesigned and aggressive exterior, LED headlights, new heavy-duty multipurpose tires, and a ProKonvert cargo box - available on select trims. No matter what job you have to get done, or how you like to spend your free-time, the RTV-X Series is driven to do more!

*Based on Power Products Marketing North American 2023 sales data for the pure utility vehicle (PUV) segment.

TOUGH & DEPENDABLE



VHT-X (Variable Hydraulic Transmission)

Kubota's VHT-X provides exceptional performance on various terrain with smooth and powerful acceleration. Low-speed driving is made exceptional through smooth throttle control, great traction and maneuverability with or without loads.



Wet Disk Brakes


The RTV-X Series uses multi-disk wet brakes which provide an excellent brake life. You'll also feel more secure, especially when traveling down long inclines, knowing that dynamic braking is helping to provide additional braking power and greater driving control.



Radiator Grill

Open the hood, and you'll find the radiator and air-intake located high and up front, where the air is cleaner and cooler. This helps both radiator performance and allows for quick access. Kubota's wide fin pitch design reduces clogging, further improving radiator performance.

KUBOTA DIESEL ENGINE



The legacy of the X-Series begins with the Kubota Diesel Engine at the heart of the new RTV-X. From towing and hauling to running through rough terrain the power provided by the engine ensures the machine will consistently show up to work as hard as you.

Full Steel Frame

The high-rigidity steel frame helps isolate the occupants from noise and vibration. The structural strength of this frame can hold up to many different tasks and seasons, to help you power your productivity.

CV Joint Guard & Underbody Skid Plate

CV joint guards and heavy duty skid plates will protect the most critical parts of the engine and transmission.

Steel Cargo Bed (Spray-on Bed Liner)

An optional factory-installed bed liner helps protect the cargo bed from dirt and damage. Four tie-down hooks in the corners help keep loads in place.

POWER YOUR PRODUCTIVITY

Cargo Bed Capacity

It's not enough to get you there and back. You need to get your stuff there and back, as well. This heavy-duty steel cargo box can do that for you, carrying up to a half-ton (1,102 lbs.) of tools, firewood, gear, supplies...whatever you need to haul from here to there and back again. Cargo tie-down hooks help keep your gear secure.

New Heavy Duty Tire

The new tire, which comes on select RTV-X models, are designed to match the aesthetic appeal of the exterior with more aggressive styling. Additionally, the tires hold up better* to wear, especially on paved surfaces.

*Compared to HDWS tire. Based on internal testing results.



Hydraulic Bed Dump

With the flick of a single lever, the hydraulic-lift cargo box rises and your cargo slides out. Cargo that could take significant physical strength and time to unload can now be dumped quickly with little effort.



Dynamic Brakes

One of the major benefits of the VHT-X transmission is the dynamic braking, which slows the vehicle down when you remove your foot from the throttle. It also provides drivers a sense of confidence as they travel down slopes. The ability to utilize one pedal operation creates a great experience, for both novice and experienced drivers alike.



Full-time 4WD

The selectable full-time 4WD system ensures outstanding traveling performance even under heavy loads, providing superior traction and excellent control under a wide range of terrain conditions. The 4WD system can easily be turned off when 2WD is sufficient for current driving conditions.

Towing Capacity

Standard two-inch hitch receivers are located at the front and back. The back receiver lets you tow up to 1,300 lbs.* of gear.

*See owner's manual for detail.

Hydraulic Power Steering

Responsive hydraulic power steering helps give you the control you need to tame almost any terrain. The steering wheel is tilt-adjustable, allowing you to set the optimum angle for your driving style.

Limited-Slip Differential

True 4WD with a limited-slip front differential and a locking rear differential help reduce wheelspin to a minimum, giving you greater control and a smoother ride on rough or muddy terrain.



CAPABILITY RE-IMAGINED



PROKONVERT CARGO BED



3-Way-Open

The new bed design allows you to open from either side, or the rear - especially useful for easily loading items in the back of the bed.

*Available on select trims.

Bed Liner

The steel cargo bed is a big advantage for our Kubota X-Series, but we don't stop there. On the new cargo bed, we utilize a spray on liner to help reduce scratches and dents, for a more durable loading surface.

Flatbed Conversion

For customers loading bulky or awkwardly shaped materials, or having to load the bed with another piece of equipment, customers can easily convert the cargo bed into a flatbed without the use of any tools. A shining example of capability re-imagined. *Available on select trims.



LED Headlights

For the jobs that begin well-before the sun rises and continue on long-after the sun sets, the new LED headlights not only look cool, they illuminate the way so you can stay focused on the job at hand.



Maneuverability With Loads

Vehicle performance is one thing, but being able to maintain consistent performance under pressure is another. The vehicle handles extremely well with cargo in the bed - especially valuable for those moving materials, tools or equipment throughout the day.



Specialized Cargo Dump

The VHT-X transmission allows us to utilize a hydraulic bed dump, available on all models except the basic model, which raises and lowers much easier and faster than the competition. Additionally, you are able to control the speed of the movement for more precise applications.

K-Vertible RTV-X CREW



Easy Cargo Bed Access

The ROPS structure provides a clean look and easy access to the cargo bed, in both 1-row and 2-row configurations. Customers can utilize the hydraulic dump bed in either configuration, allowing you to power your productivity.



1 or 2-Row K-vertible Bed

Whether you need to bring more people, or haul more stuff - the RTV-X CREW transforms from a 1-row to a 2-row machine in a few simple steps. Plus with industry-leading cargo capacity in a 2-row configuration you can re-imagine what a UTV is capable of.

ALL-WEATHER RTV-X CAB



Fully-Enclosed Cab

The unibody cab and chassis frame create a cab enclosure that wraps you in comfort. The customer-centric design emphasizes your experience in the machine, while meeting SAE J2194 and OSHA 1928 ROPS standards. The perfect blend of utility-performance and all-weather comfort.



Enjoy the Ride

The perceivable noise has been reduced by almost 50%. Now drivers and passengers can enjoy the conversation as much as they enjoy their off-road experience.

*Compared to RTV-X1100C.

All-Weather Comfort

Standard on the RTV-X CAB, customers can enjoy A/C, heat and defrost capabilities - helping them stay comfortable in a variety of climates and weather conditions.

Refined Headrests

The RTV-X CAB features an updated headrest design, which matches the exterior aesthetic of the machine. It also provides head support for drivers and passengers to help create a comfortable experience.

K-CONNECT



Versatility & Performance. Front PTO attachment options for RTV-X.



Power Module & PTO K-Connect

K-Connect is fast & reliable connection system with high quality LED light, 4 point hitch and optional grill guard, can easily be removed for seasonal storage. The PTO is gear box driven for durability and precision, and fittings are accessible greaseable for preventative maintenance.



LED lights



4 point hitch



Optional front grill adaptor kit



Control handle & PTO switch.

Simple intuitive control for all implements.



Snowblower 66"

Professional grade snowblower has 66" wide two stage for commercial use. Equips four blades fan for superior performance and can throw snow farther than competitors. Hydraulic chute rotation and deflection is standard.



Sweeper 66"

66" wide PTO driven sweeper turns at more than 240 rpm. Standard polyethylene brushes loaded with 34 (24" diameter) wafer brushes that can easily be replaced within 20 minutes.



V-Plow 78"

78" wide plow designed for heavy duty application, to accommodate the width of the RTV-X CAB when angled at 30 degree. Double acting cylinder on each end for true back dragging action.



Straight Blade 78"

78" wide blade you can rely on. New curvature offers better roll the snow. Operator can use it in float or down pressure for better performance.



ELEVATE VERSATILITY (Accessory)

CAB COMPONENTS

You never know what the day may bring, but you can be prepared by installing cab components onto your RTV-X for a more comfortable experience. We offer a variety of windshield, roof, rear panel and door options to help protect you from the elements.



For Optional Cab and variety accessories, please see RTV's accessories and attachment brochure or visit our website, "www.KubotaUSA.com".

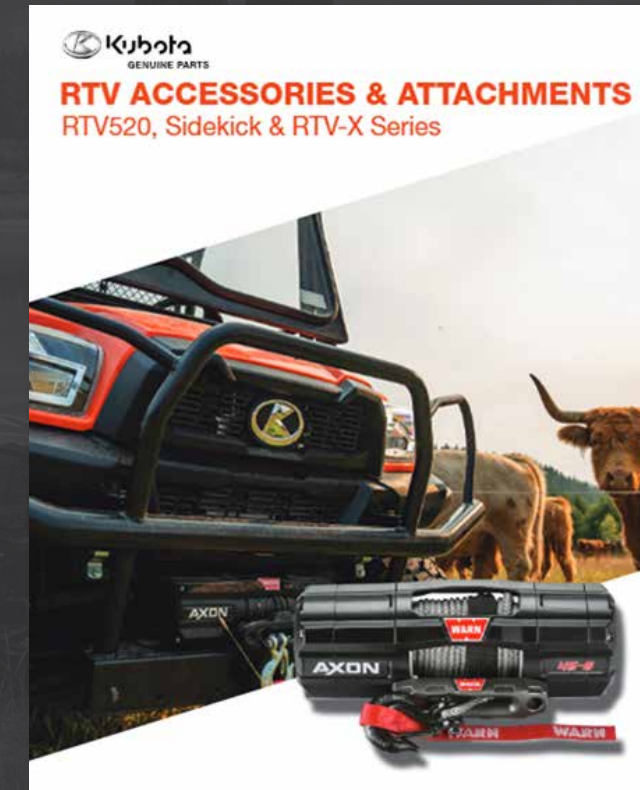
ELECTRONICS

We have a variety of electronic options to help increase productivity, or to make your experience more enjoyable. LED work lights, light bar, and telematics are a few of the available options.



WORK

With an accessory portfolio that is willing to work as hard as you we offer winches and spreaders. Our K-Connect and PTO Drive system makes the machine even more versatile by allowing the quick attachment and detachment of a large variety of implements like blades, snowblowers, brooms and a debris blower.



SPECIFICATIONS

Model name		RTV-X			
Grade		Basic	Standard	Premium	
Color		Orange	Orange, Camo	Orange, Camo, Desert Sand	
Engine	Make and model	KUBOTA D1105-E4-UV			
	Type	3-cylinders, 4-cycle, diesel, OHV			
	Displacement cu.in (cc)	68.5 (1,123)			
	Horsepower (SAEJ1995) HP (kW) / rpm	24.8 (18.5) @ 3,000			
	Cooling system	Liquid			
	Battery	670 CCA			
Transmission		Variable hydro transmission (VHT-X)			
Gear selection		Hi-Lo range forward, neutral, reverse			
Max. traveling speed mph (km/h)		0-25 (0-40)			
4WD system	Front differential	Limited-slip differential			
	Rear differential	Foot operated differential lock			
Steering		Hydrostatic power steering			
Brakes	Front / Rear	Wet-disk brakes			
	Parking brake	Rear wheel, hand operated			
Suspension		Independent, Dual A-arms with adjustable spring preload / Independent with coil over shock			
Ground clearance	Front in. (mm)	10.4 (265)			
	Rear in. (mm)	10.3 (260)			
Headlights		LED (Low)	LED (High / Low)		
Occupant Protective System (OPS)	Tubular overhead structure in. (mm)	2.0 (50.8) steel tube			
	Seat belts	2-point			
	Certification	SAE J2194 and OSHA 1928 ROPS			
Dimensions	Length in. (mm)	120.1 (3,050)	122.4 (3,110)	123.0 (3,123)	
	Width in. (mm)	63.2 (1,605)			
	Height, overall in. (mm)	79.5 (2,020)			
	Front tread centers in. (mm)	48.8 (1,240)			
	Rear tread centers in. (mm)	48.8 (1,240)			
	Wheelbase in. (mm)	80.5 (2,045)			
Turning radius ft. (m)	13.1 (4.0)				
Weight lbs. (kg)	2,050 (930)		2,072 (940)	2,099 (952)	
Towing capacity lbs. (kg)	1,521 (690)		1,300 (590)	1,472 (668)	
Payload capacity lbs. (kg)		1,521 (690)			
Cargo bed	Material	Steel			
	Width x Length x Depth in. (mm)	57.7 (1,465) x 40.5 (1,030) x 11.2 (285)			
	Volume cu. ft. (m³)	15.2 (0.43)			
	Bed height (unloaded) in. (mm)	34.9 (887)			
	Capacity lbs. (kg)	1,102 (500)			
	Hydraulic bed lift	Avilable	Equipped	Equipped	
	Spray-on bed liner	Not available	(Orange) Available, (Camo) Equipped		Equipped
ProKonvert	Not available	Not available		Equipped	
Fuel tank capacity U.S. gal (L)	7.9 (30)		84		
Sound rating at operator's ear at max rpm db. (A)		84			
Tires	ATV (All Terrain)	25 x 10-12, 6-ply			
	HDMP (Heavy Duty Multi-Purpose)	25 x 10-12, 6-ply			
Alloy wheel		Avilable	Avilable	(Orange, Camo) Available (Desert Sand) Equipped	
Standard front guard		Basic	Standard	Premium	

Model name		RTV-X CREW			RTV-X CAB	
Grade		Basic	Standard	Premium	Standard	Premium
Color		Orange	Orange, Camo	Orange, Camo, Desert Sand	Orange, Camo	Orange, Camo, Desert Sand
Engine	Make and model	KUBOTA D1105-E4-UV				
	Type	3-cylinders, 4-cycle, diesel, OHV				
	Displacement cu.in (cc)	68.5 (1,123)				
	Horsepower (SAEJ1995) HP (kW) / rpm	24.8 (18.5) @ 3,000				
	Cooling system	Liquid				
	Battery	670 CCA				
Transmission		Variable hydro transmission (VHT-X)				
Gear selection		Hi-Lo range forward, neutral, reverse				
Max. traveling speed mph (km/h)		0-25 (0-40)				
4WD system	Front differential	Limited-slip differential				
	Rear differential	Foot operated differential lock				
Steering		Hydrostatic power steering				
Brakes	Front / Rear	Wet-disk brakes				
	Parking brake	Rear wheel, hand operated				
Suspension		Independent, Dual A-arms with adjustable spring preload / Independent with coil over shock				
Ground clearance	Front in. (mm)	11.2 (285)			10.0 (255)	
	Rear in. (mm)	9.4 (240)			9.9 (250)	
Headlights		LED (Low)	LED (High / Low)			
Occupant Protective System (OPS)	Tubular overhead structure in. (mm)	2.0 (50.8) steel tube				
	Seat belts	2-point				
	Certification	SAE J2194 and OSHA 1928 ROPS				
Dimensions	Length in. (mm)	139.8 (3,550)	142.1 (3,610)		122.0 (3,100)	123.0 (3,123)
	Width in. (mm)	63.2 (1,605)			65.4 (1,660)	
	Height, overall in. (mm)	79.7 (2,025)			81.9 (2,080)	
	Front tread centers in. (mm)	50.4 (1,280)			48.8 (1,240)	
	Rear tread centers in. (mm)	50.4 (1,280)			48.8 (1,240)	
	Wheelbase in. (mm)	98.2 (2,495)			80.5 (2,045)	
Turning radius ft. (m)	17.1 (5.2)			13.1 (4.0)		
Weight lbs. (kg)	2,381 (1,080)	2,392 (1,085)		2,414 (1,095)	2,441 (1,107)	
Towing capacity lbs. (kg)	1,300 (590)					
Payload capacity lbs. (kg)		1,618 (734)	1,607 (729)		1,585 (719)	1,558 (707)
Cargo bed	Material	Steel				
	Width x Length x Depth in. (mm)	row 1 : 57.7 (1,465) x 51.1 (1,300) x 11.2 (285)			row 2 : 57.7 (1,465) x 26.0 (660) x 11.2 (285)	
	Volume cu. ft. (m³)	row 1 : 0.54 (19.1)		row 2 : 0.28 (9.9)		15.2 (0.43)
	Bed height (unloaded) in. (mm)	35.4 (900)			34.9 (887)	
	Capacity lbs. (kg)	row 1 : 1,102 (500)			row 2 : 661 (300)	
	Hydraulic bed lift	Equipped				
	Spray-on bed liner	Not available	(Orange) Available, (Camo) Equipped	Equipped		(Orange) Available, (Camo) Equipped
ProKonvert	Not available			Not available		Equipped
Fuel tank capacity U.S. gal (L)	7.9 (30)		83			
Sound rating at operator's ear at max rpm db. (A)		83				
Tires	ATV (All Terrain)	25 x 10-12, 6-ply				
	HDMP (Heavy Duty Multi-Purpose)	25 x 10-12, 6-ply				
Alloy wheel		Not available	(Orange, Camo) Available (Desert Sand) Equipped	Equipped	Not available	(Orange, Camo) Available (Desert Sand) Equipped
Standard front guard		Basic	Standard	Premium	Standard	Premium

"Realtree®" is a registered trademark of Jordan Outdoor Enterprises, Ltd. The company reserves the right to change the above specifications without notice. The values in "Ground clearance" and "Weight" are those of the machine equipped with the tires in the table above. For off-highway use only.

Kubota Tractor Corporation reserves the right to change the stated specifications without notice. This brochure is for descriptive purposes only and reasonable efforts were used to set forth the contained information; some items shown may be optional and some products shown may not be available at all dealerships. Kubota disclaims all representations and warranties, express or implied, or any liability from the use of this brochure. For complete warranty, safety and product information, consult your local Kubota dealer and the operator's manual. Power (HP/ KW) and other specifications are based on various standards or recommended practices. For your safety, Kubota strongly recommends the use of a Rollover Protective Structure (ROPS) and seat belt in almost all applications. This brochure is intended for the United States and US territories only. For information regarding Kubota products or services outside these areas, see Kubota Corporation's global web site. Kubota does not provide parts, warranty or service for any Product which is re-sold or retailed in any country other than the country for which the Product(s) were designed or manufactured.

Kubota
Genuine Parts
for excellent performance, durability and safety