



For Earth, For Life
Kubota



M

KUBOTA DIESEL TRACTOR

M7-2 Series

M7-132/M7-152/M7-172

The M7-2 Series is built with today's professional producers in mind with features to increase efficiency and productivity.



Kubota®

KUBOTA TRACTOR CORPORATION

1000 Kubota Drive, Grapevine, TX 76051 Tel 888-4 KUBOTA

Visit our web site at: kubotaUSA.com

©2021 Kubota Corporation



Kubota
Genuine Parts
for maximum
performance,
durability and
safety



The M7 series keeps evolving to make your job more productive and enjoyable.

Since its launch to the market, the Kubota M7 series has contributed to making farm work more productive and comfortable. It's hard to beat your best, but that's what Kubota just did. Carefully listening to feedback from the North American market, we have proudly introduced an improved M7 that brings even greater productivity and operability to the field.

Deluxe Grade: Simple meets intuitive

Kubota has taken the simplicity of operation of our standard grade with select specifications from our premium grade and designed the all new M7-2 Deluxe. For model configurations by grade, please See the model specification chart below.

MODEL CONFIGURATION

Grade	Standard		NEW Deluxe			Premium			Premium KVT		
	M7-152	M7-172	M7-132	M7-152	M7-172	M7-132	M7-152	M7-172	M7-132	M7-152	M7-172
Engine rated horsepower (HP) *97/68EC	148	168	128	148	168	128	148	168	128	148	168
Rated PTO horsepower (HP) *OECD Code2	120	140	100	120	140	100	120	140	100	120	140
Transmission	Semi-Power shift (F30 / R15)						CVT				
Hydraulics	Pressure Compensated, Fixed Displacement		Closed Center, Load Sensing								
Aux. valves	Mechanical						Electronic				
Rear axle type	Flanged axle		Flanged axle or 110" bar axle			110" bar axle					



M7-2 variety of new features include;

- **30 Speed semi-powershift**
Lets you find the right gear for every task.
- **Improved engine performance curve**
The lower engine speed for maximum output results in better performance at PTO and towing work and reduced engine noise.
- **Greater comfort with improved A/C and operator's seat**
25% greater airflow for heating and cooling and thicker, fully adjustable operator's seat give you a new level of operator comfort.

M7-2


A powerful and reliable Kubota engine delivers greater productivity and fuel efficiency.

The M7-2's Kubota diesel engine has the power and efficiency to get any job done quickly while saving you money at the fuel pump. This rugged and reliable engine combines Kubota's DPF (Diesel Particulate Filter) with SCR (Selective Catalytic Reduction) technologies to not only reduce emissions, but also meet strict Tier 4 Final regulations.



Kubota V6108 Engine

The V6108 engine boasts the latest in clean-engine technology. The CRS (Common Rail System) electronically controls the timing and amount of high-pressure injected fuel in stages for optimal combustion, which results in greater efficiency, better fuel economy, and less engine noise. The SCR (selective catalyst reduction) precisely injects DEF (Diesel Exhaust Fluid) into the engine's exhaust system, which transforms the exhaust gases into harmless water vapor and nitrogen. The combination of these two systems with a DPF muffler and an EGR (Exhaust Gas Recirculation) system ensures that the M7-2 not only meets the Tier4 Final emissions regulations, but dramatically exceeds them.



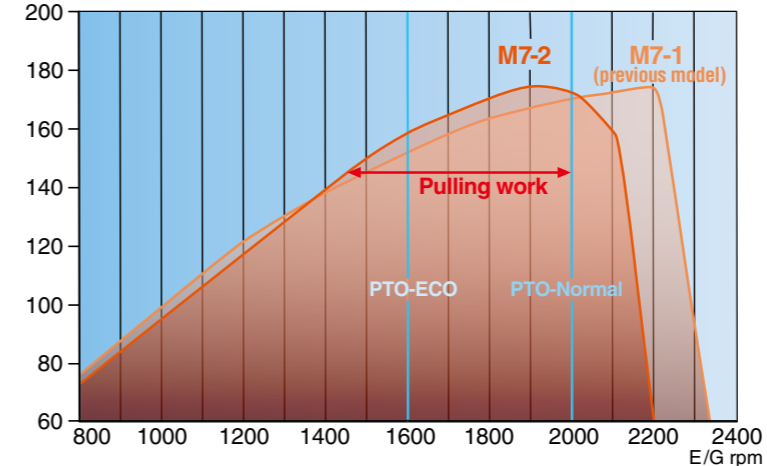
Improved Engine Performance

Kubota has lowered the rated engine speed from 2200 rpm to 2100 rpm and decreased the maximum output speed from 2200 rpm to 1900 rpm. The result is improved performance and output in the engine speed range used for PTO and towing work. The lower engine speed also results in better fuel economy and reduced engine noise.

Power Boost


Power is the key to superior tractor performance and the M7-2 has plenty of power to quickly and efficiently handle just about any task. But when PTO jobs, or transport, call for more power, the M7-2's power boost is activated, delivering more power to get you through the tough jobs.

HP M7-2 vs. M7-1 (previous model) Engine performance curve



Large Tanks for Fuel/DEF

Time spent at the fuel pump is time you're not working on the job. To let you work longer between refueling stops, the all M7-2 models are equipped with large tanks for fuel (87 gal.) and DEF (10gal.).



Two transmission options to efficiently finish different types of tasks.

Your choice of two transmissions lets you finish your type of job with optimum efficiency and productivity. The new Semi-Powershift transmission provides 30 speeds to maximize efficiency and productivity. There is also the option for a factory-installed creep kit when required. The KVT (Kubota Variable Transmission) offers an infinite number of forward and reverse speeds, letting you choose the right speed for each job. With the right transmission—and speed—for your kind of tasks, you'll achieve maximum productivity while minimizing time and labor.

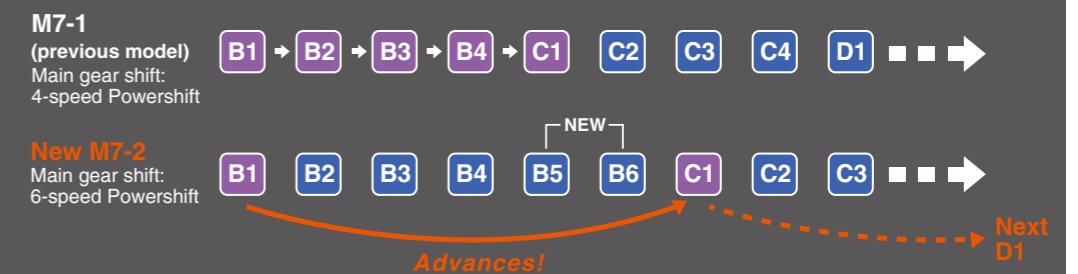


New Transmission

30 Speed Semi-Powershift

A new semi-powershift transmission provides an even greater range of gears - 30 forward and 15 reverse in total—letting you find the right gear for each job for maximum productivity. The number of main gears has been increased from 4 to 6 within the working ranges of transmission. Plus, an auto shifting function automatically evaluates the engine load, advances to the appropriate range gear, and adjusts the engine output accordingly, resulting in improved acceleration performance under light loads.

Auto shift (under light load)



KVT Transmission

Kubota's KVT transmission is widely praised for its performance and efficiency. The new KVT transmission takes performance and efficiency to the next level, offering even better response to let you quickly find the ideal speed for the job at hand, including loader work. This transmission is also stronger, with a tractor permissible weight of 11.5 t, allowing you to use larger implements and improving reliability.

Optional Creeper (For Semi-Powershift Models)

Some jobs can't be done properly at typical working speeds. That's why the M7-2 gives you 24 forward and 12 reverse creep speeds to let you do those jobs at extremely slow working speeds.


Optional 50K Speed (Premium and Premium KVT Models only)

In addition to standard 40K traveling speed (25mph), 50K (31mph) is also available on both KVT and Powershift transmissions.



Supreme level of comfort makes your job fatigue-free all day long.

Kubota knows how important comfort is when working long days in the field. Operators of the M7-2 series will enjoy a spacious four-post suspended cab with virtually unobstructed views. To further increase operator comfort, decibel levels have been reduced and our new deluxe seat with more cushioning and armrest have a wider range of adjustments and have been redesigned with your comfort in mind.



Visible and Quiet Four-Post Cab

When you're in the fields from dawn to dusk, you want a ride that keeps you comfortable and working efficiently until the job is done. The M7-2's wide cabin is designed to do just that. With just four corner posts and no center pillars to get in the way, the view out the front, rear, and both sides are virtually unobstructed. The cabin design also reduces noise from the outside, so you can work in peace and comfort all day long.



Spacious, Deep Cushioning Operator's Seat

Hard-working operators know how important a comfortable seat is for achieving optimum productivity. That's why the M7-2's seat is spacious, deeply cushioned, and equipped with an Armrest Air-ride control.

3-Stage Front Suspension System (Option for Premium and Premium KVT Models only)

The M7-2's front suspension helps to maintain proper traction while the tractor has 3-point or draft loads while pulling in the field. Suspension stiffness can be adjusted manually or automatically, giving the operator the power to control power to the ground in the field or a more comfortable, controlled ride during transport.

Improved A/C Performance with Greater Air Flow

The M7-2 Series' new pressurized cab features a high-performance heating, ventilation, and air conditioning system (HVAC) with 25%* greater air-flow that will quickly heat or cool the cabin and maintain desired temperature.

Cabin Suspension

The M7-2 cabin is available with your choice of suspension systems: mechanical (spring), rubber iso mount, or pneumatic cab suspension (available only for Premium models). Cabin suspension helps take the bumps out of the ride to keep you comfortable and efficient.

New Field Options for M7-2:

- Electric Adjustable Side Mirror
- Lower Left Side Entry Step

* Compared to previous M7 model

Designed to make your operation simpler and more intuitive.

CONSOLE / PRECISION CONTROL

If you could operate your tractor effortlessly and freely, farming would be more enjoyable and rewarding. Kubota M7-2 envisions a future in which farming is enjoyable and productive through its ergonomic and user-friendly console. The M7-2 embodies this vision with a variety of easy-to-use features, such as an all-in-one touch panel, the K-Monitor Pro, and the EZ Command Center. Intuitive control, simple operation, minimal hand and foot movement, and virtually effortless maneuverability.



Console Layout (Premium model is shown)

EZ-Command Center (Premium and Premium KVT Models only)

To let you get more work done in less time and with less effort, Kubota has developed a unique multi-function operating lever and armrest that puts most of the M7-2's major functions on a single easy-to-use control console. Your right hand is always on the lever, leaving your left hand free for steering. Tractor operations couldn't be simpler or more convenient.



Multi-function Lever (Premium and Premium KVT Models only)



Console Layout (For Standard and Deluxe Model)

ISO-BUS Connector-Compatible

Out of the box, the M7-2 Premium models can handle any ISO-BUS connector-compatible implements. Simply attach the implement to the universal plug, and information about the implement is instantly displayed on the LCD monitor for adjustment and control. For ISO-BUS compatible implements, you won't need to install a control box, special monitor, extension, power source, or wiring.

K-Monitor Pro (Premium and Premium KVT Models only)

Most of the M7-2's functions are conveniently displayed on a single large LCD touch screen and can be adjusted and set with simple touches of a finger. The four main functions—Tractor Control, ISO-BUS connector-compatible implement control, GPS-compatible auto-guidance, and Camera Monitor—are always displayed on the user-friendly panel, simplifying their adjustment and monitoring. With the introduction of new 7" LCD monitors, now you can choose between a 7" or 12" K-monitor to fit your needs.



Large Touch Screen 12" LCD Monitor*

New 7" Monitor Features:

- Soft Button Navigation
- Touch Screen Programming



Kubota Headland Control

The M7-2 Headland Management System, Kubota Headland Control, works with ISO-BUS compatible implements and tractor functions to provide customizable programs of fully automated operations. For example, when the end of a row is reached, the operator can simply press a button to start a sequence of operations to automatically stop the implement, lift it, and lower it after the turn. The Headland Management System frees the operator to concentrate on maneuvering and helps ensure more precise turns and greater work efficiency. Up to 20 programs can be saved for your variety of operations.

Powerful and flexible hydraulics make your job easier than ever.

Ag tractors must be able to handle virtually every agricultural job on the farm. That kind of versatility is built into every M7-2. With the CCLS (Closed Center Load Sensing) hydraulic system in base on both Premium and Deluxe models, M7-2 offers maximum power and versatility at an affordable price range. Premium models also offer an electric hydraulic system that provides enhanced operational efficiency and the ability to multitask.



Hydraulics

• New Deluxe Models

Kubota has taken the simplicity of operation of our standard grade with select specifications from our premium grade and designed the all-new M7-2 Deluxe. Now producers can have a tractor which is easy to operate with less electronics and has features such as a Closed Center Load Sensing (CCLS) hydraulic system with 29 GPM flow and 110-inch bar axle to accomplish the most demanding jobs.

• Premium and Premium KVT Models

The M7-2 premium model offers premium hydraulics, such as a CCLS and a variable flow rate that can handle a variety of functions at the same time, a 29GPM PFC pump, and electronic auxiliary control with four standard auxiliary control valves and the option of five valves.

• Standard Model

The M7-2 standard model is ready to go to work with Pressure Compensated, Fixed Displacement hydraulics, a 21GPM gear type pump and three mechanically controlled auxiliary valves as standard equipment and the option of adding a fourth auxiliary control valve.



Summary of Hydraulics specification by grade

	Standard	Deluxe	Premium	Premium KVT
Open Center	●	-	-	-
Closed Center	-	●	●	●
GPM	21	29	29	29
Aux Valves	Mechanical	Mechanical	Electronic	Electronic
Number of max. auxiliary control valves	4	4	5	5



(Standard and Deluxe Models)

Hydraulic Flow Control Adjustment (Standard and Deluxe Models only)

You no longer need to leave the cab to adjust the hydraulic flow rate. The flow rate adjustment dial is now conveniently located within easy reach from inside the cab, saving you time—and improving productivity—when setting up the tractor for various types of work. For Premium and Premium KVT models, the hydraulic flow rate is electrically adjustable by using K-Monitor.

Variety of options that makes M7-2 more versatile and productive.

PTO
TURNING RADIUS
BAR AXLE

To meet modern farming needs, the M7-2 offers options that can enhance versatility, improve productivity, and increase diversification. These options include a bar axle, a larger diameter PTO shaft, oscillation stopper, and the ability to use larger implements. Together and individually, these options make the M7-2 an even better choice for a wide variety of farming tasks.

PTO (540/540E/1000/1000E)

Kubota's 4-speed live-independent PTO gives you the ability to operate a variety of rear-mounted implements at the optimum speed for each. The independent PTO can be engaged and disengaged without stopping the tractor by using a single control switch with automatic modulation for smooth engagement.

1-3/4", 20 Spline PTO Shaft (Option)


This is a beneficial option for operators who have equipment with large 1000 RPM shafts. With this larger diameter PTO shaft on the M7-2, operators can run the same implements on multiple tractors without having to change the PTO driveline on the implement.

Auto PTO On/Off with 3-Point Hitch Position

You will appreciate the convenience and precision Auto PTO provides when turning at the end of a row. Auto PTO automatically disengages the PTO when the linkage is raised, and then reengages when the linkage is lowered.

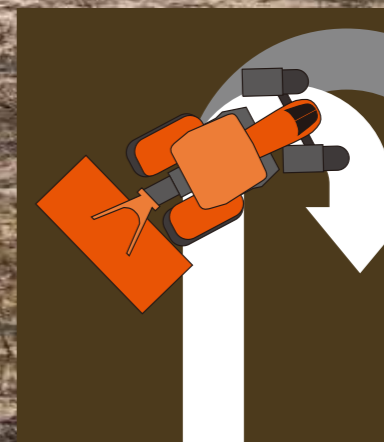
External PTO Switch / 3P Hitch Control

PTO On/Off and 3P hitch position can be controlled from the external fender buttons, which enables your work to be smoother and more efficient.



110 inch Long Bar Axle (Available for Premium, Premium KVT and Deluxe Models)

Bar axle provides the ability to achieve proper row spacing and installing dual rear wheels.



Oscillation Stopper (Option)

With this new option available with 60 inches tread width, minimum turning radius of the M7-2 becomes less than 33ft. (10m). It allows you to turn between rows in row-crop fields more easily, making your farming work more productive.

Fully configured to handle a variety of implements and jobs.

Kubota is committed to improving the ease and efficiency of front loader operations. Advanced loader systems on the M7-2 include a mechanical self-leveling system that significantly increases the lifting height to 167 in. while providing an astonishing 5776 lbs. of front lifting power and the capability of lifting two 5 X 6 round bales. A tight turning radius, excellent mobility, and better forward visibility further enhance operational efficiency. The loader control lever is conveniently located to enable quick, smooth, and intuitive control of front loader operations. The M7-2 pushes the envelope to achieve a new level of power and efficiency in front loader performance.



Electrical Control (Premium and Premium KVT Models)



Mechanical Control (Deluxe and Standard Models)



Kubota Z-Bar Linkage Mechanical Self-leveling

With no upper loader link to get in the way, Kubota's mechanical self-leveling system ensures an unobstructed view ahead.

Front Loader Joystick

Kubota's Front Loader Joystick greatly simplifies front loader operations so you can concentrate on the work ahead. The joystick is ergonomically placed and provides precise loader control.

Euro Quick Coupler

With the Euro Quick Coupler, you can attach and detach a wide variety of attachments with a quick and simple operation.

Single-Lever Hydraulic Valve Quick Coupler

With the pull of a single lever, an operator can quickly and simultaneously attach or detach all four hoses using a single lever, which simplifies the process of removing and attaching the loader.

Quick Attachment and Detachment

Attaching and detaching the front loader doesn't get any easier, thanks to boom stands and two mounting pins. No tools are necessary! With simple and quick attachment and detachment, you'll be back to work in minutes.

Kubota Shockless Ride (KSR)

The Standard KSR helps to minimize fatigue by "smoothing out" the ride of the tractor. This feature is particularly useful when your tasks include a lot of tight turns or lifting and dumping of heavy loads. It makes handling round bales far less jarring.

Standard Third Function Valve

A standard third function valve lets you work with a grapple bucket and other hydraulically controlled attachments. The valve is controlled by a single button conveniently located on the joystick grip.



SPECIFICATIONS

Specifications

Model	M7-132	M7-152	M7-172
Engine	KUBOTA V6108-CR-TIER4		
Type	Direct Injection, with Intercooler turbocharger, water-cooled 4 cycle diesel engine		
No. of cylinders	4 cylinders		
Total displacement	cu. in. (cc) 374 (6124)		
Bore x stroke	in. (mm) 4.65 x 5.51 (118 x 140)		
Rated speed	rpm 2100		
Max. power @ 1900 engine rpm (97/68EC)	HP 128	148	168
Boost power	HP +20	+20	+5
PTO			
Rated PTO horsepower* @ 2000 engine rpm (OECD Code 2)	HP 100	120	140
Alternator / Battery	200 Amp/174 Ah (20 hr) / 1400A		
Fuel tank capacity	gal. (ℓ)	87 (330)	
DEF tank capacity	gal. (ℓ)	10 (38)	

Grade variety	Standard	Deluxe	Premium	Premium KVT
Transmission				
Type	Semi-Powershift			CVT
Main gear shift	6-speed Powershift			CVT
Range gear shift	5-speed synchronized (GST)			CVT
No. of speeds	F30 / R15 (F54 / R27 w/ optional creep)			CVT
Max. traveling speed	mph (km/h) 25 (40)		25 (40) / 31.2 (50) option	
Shuttle shift	Electro-hydraulic shuttle			
Main clutch	Hydraulic multi-plate wet disc			
Hydraulics				
System	Pressure Compensated, Fixed Displacement	Closed center, load sensing		
Pump capacity	gpm (ℓ/min) 21 (80)	29 (110)		
3-point hitch	Telescopic lower link, Category 3 / 3N			
Control system	Electronic draft control / Lower link sensing			
Lifting capacity at 24in. behind (OECD)	lbs. (kg)	11797 (5350)		
No. of rear remote valves	Maximum 4 valves (mechanical valve)		Maximum 5 valves (Electronic valve)	
PTO				
Rear PTO speeds	540 / 540E / 1000 / 1000E			
Front PTO speeds	1000			
Rear axle type	Flanged axle	Flanged axle or 110" bar axle	110" bar axle	
Standard tire size				
Front	14.9R28			
Rear	18.4R38			
Dimensions and weight				
Overall length	in. (mm)	188 (4770)		
Overall height	in. (mm)	119 (3030)		
Overall width	in. (mm)	98.4 (2500)	98.4 (2500) or 110 (2794)	110 (2794)
Wheelbase	in. (mm)	107 (2720)		
Shipping weight	lbs. (kg)	14546 (6598)		15097 (6848)

* PTO horsepower will vary based on tractor configuration.

Front Loader Specifications

Model	LM2605			
Leveling system	Kubota Z-bar linkage, mechanical self-leveling (MSL)			
Attachment	96 in. Bucket			
Compatibility	Standard	Deluxe	Premium	Premium KVT
Control type	Mechanical lever		Electrial joy stick	
Max. lifting height at bucket pivot pin	in. (mm)	167 (4250)		
Max. lifting height at bucket under level	in. (mm)	156 (3972)		
Clearance with bucket dumped	in. (mm)	131 (3321)		
Max. dumping angle	degree	59		
Max. roll-back angle	degree	42		
Digging depth	in. (mm)	39.4 (100)		
Lifting capacity at bucket pivot pin, max. height	lbs (kg)	5776 (2620)		
Lifting capacity at 800mm forward, max. height	lbs (kg)	5765 (2615)		
Breakout force at bucket pivot pin	lbs (N)	9069 (40342)		
Breakout force at 800mm forward	lbs (N)	7968 (35444)		
Bucket roll-back force at max. height	lbs (N)	5972 (26566)		
Bucket roll-back force at 59in.(1.5M) height	lbs (N)	11017 (49004)		
Bucket roll-back force at ground level	lbs (N)	10825 (48151)		
Raising time	sec.	6.4	5.4	
Lowering time	sec.	8.1	8.1	
Bucket dumping time	sec.	5.1	5.1	
Bucket rollback time	sec.	4.6	4.6	
Standard equipment	Third function valve, Single-lever hydraulic valve quick coupler, Accumulator (KSR: Kubota Shockless Ride)			

Kubota Tractor Corporation reserves the right to change the stated specifications without notice. This brochure is for descriptive purposes only and reasonable efforts were used to set forth the contained information; some items shown may be optional and some products shown may not be available at all dealerships. Kubota disclaims all representations and warranties, express or implied, or any liability from the use of this brochure. For complete warranty, safety and product information, consult your local Kubota dealer and the operator's manual. Power (HP/KW) and other specifications are based on various standards or recommended practices. For your safety, Kubota strongly recommends the use of a Rollover Protective Structure (ROPS) and seat belt in almost all applications. This brochure is intended for the United States and US territories only. For information regarding Kubota products or services outside these areas, see Kubota Corporation's global web site. Kubota does not provide parts, warranty or service for any Product which is re-sold or retailed in any country other than the country for which the Product(s) were designed or manufactured.